

PRE-ACADEMIC COURSE
IN ENGLISH

LEVEL 1

NATIONAL DIPLOMA
IN
TECHNOLOGY

INSTITUTE OF TECHNOLOGY
UNIVERSITY OF MORATUWA

Dear Students,

As you have come to know, the National Diploma in Technology (NDT) course is conducted in the English medium. Therefore, to help students face an English medium course with confidence, the Institute conducts an intensive English programme for all students who join the Institute to follow the NDT course, annually.

Due to the prevailing conditions in the country, this year, this course will be conducted on a distance mode. The course will be offered to you at three levels and if you diligently follow the course and work hard you are sure to improve your English language proficiency and learn some useful words and phrases that will help you follow the NDT course in the English medium.

The pre-academic English - Level 1 course consists of reading comprehension tasks and basic grammar lessons. You are expected to spend about two hours per day, studying the course material and doing all the tasks & exercises given in the course book. The Pre-academic English - Level 1 course will be followed by the Pre-academic English - Level 2 course which will be uploaded to the ITUM Website in 2-3 weeks' time.

We hope that you will reap the maximum benefit from following this pre-academic English course offered to you.

Wish you all the best!

Course Coordinator

Contents

	Page No.
Part 1 Reading	
Alexander Graham Bell	04
Thomas Edison	05
Electric Current	06
Textile Manufacturing	08
Telecommunication	10
Energy	11
The Computer	12
Cement	14
Parts of a Ship	15
Monomers, Polymers & Elastomers	16
Natural Rubber & Synthetic Rubber	17
Thermosets & Thermoplastics	18
Distillation	19
 Part 2 Grammar	
Verb Tense	20
Verb TO BE	21
Simple Present, Simple Past & Simple Future Tenses	23
Present, Past & Future Continuous Tenses	27

PART 1

READING

This section of the course consists of several reading passages followed by questions and tasks based on the passages. You should try to guess the meaning of words that you do not know by making use of the knowledge that you already have about the subject matter of the reading passages. You may also refer a dictionary if it is necessary.

1. Alexander Graham Bell

Alexander Graham Bell lived during the years 1847 - 1922. He was a very famous inventor and scientist. Alexander Graham Bell became famous because he invented the telephone. The telephone changed the way people communicated. Before the telephone was invented, people had to use the telegraph to communicate with each other over distances. The telegraph allowed people to send written messages back and forth from a distance away. The telephone was much better than the telegraph. Alexander Graham Bell's invention of the telephone amazed the world. It was the first time that the people were able to speak over a long distance. For instance, with the telephone, people could talk to someone else miles away from them. This made keeping in touch, and doing business with people a lot easier. Before the telephone, people had to either send messages by post or travel to where the other person was and give the message. We still use the telephone today. Imagine a world without a telephone! We use the telephone to talk to friends that live far away, do business, and to communicate emergencies.

Answer the following questions based on the passage.

1. When was Alexander Graham Bell born?
2. What was Alexander Graham Bell's most famous invention?
3. According to the passage, name three ways in which people sent messages over long distances before the telephone was invented.
.....
.....
4. According to the passage, name three benefits of communicating over the telephone.
.....

2. Thomas Edison

Thomas Edison lived during the years 1847 - 1931. He is one of the most famous inventors of all time! Edison was a scientist. He invented over 1,300 different things. He was researching science constantly and coming up with different ways to improve people's lives. Although Edison invented many things, the most important thing that he invented was the practical and longer lasting light bulb. He invented the light bulb in 1878 at his research laboratory in Menlo Park, California. Edison came up with a way to take the energy of electricity and make it shine in a light bulb. Today, it is hard to imagine a world without light bulbs. We see light bulbs everywhere we go! Light bulbs make our life easier because with them we are able to work at night. Before the light bulb was invented people had to use candles or lamps to light up their houses at night.

A. Answer the following questions based on the passage.

1. In which year was Thomas Edison born?.....
2. What was Edison's most famous invention?
3. When did Edison invent the light bulb?
4. According to the passage what did people use to light up their homes before the light bulb was invented?

B. Match the words /phrases with similar meaning.

A

invent

constantly

improve

imagine

famous

B


develop

all the time

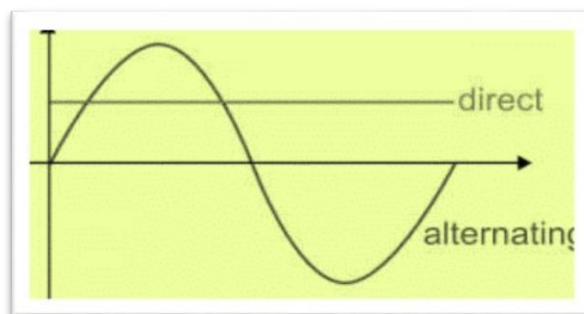
well - known

create

visualize



3. ELECTRIC CURRENT



An **electric current** is a flow of electric charge. In electric circuits, this charge is often carried by moving electrons along a wire. It can also be carried by ions in an electrolyte, or by both ions and electrons such as in an ionized gas (plasma). It is the flow of electrons through conductors such as copper wire.

There are two types of electrical current: alternating current (AC), and direct current (DC).

With alternating current, the direction electricity flows throughout the circuit is constantly reversing (moving backwards). In other words, it is alternating direction (moving backwards and forwards).

The rate of reversal is measured in Hertz (the number of reversals per second). So, when the power supply is 60 Hz, it means that it is reversing 120 times per second (twice per cycle).

With Direct Current, electricity flows in one direction between power and ground. In this arrangement there is always a positive source of voltage and a ground source of voltage (0V). You can test this by reading a battery with a multimeter.

Speaking of voltage, electricity is generally defined as having a voltage and a current rating. Voltage is obviously rated in Volts and current is rated in Amps. For instance, a brand new 9V battery would have a voltage of 9V and a current of around 500mA (500 milliamps).

A. Answer the following questions based on the passage.

1. What is an electric current?

.....

2. Give an example for a conductor of electric current.

.....

3. What are the two types of electric current?

.....

4. Explain what Direct Current is.

.....

.....

5. Explain what Alternating Current is.

.....

.....

B. Match the words / phrases with similar meanings

A

example

flow

always

generally

obviously

B

at all times

movement

normally

clearly


instance

4. Textile Manufacturing

Clothing is essential for human beings and is considered a major industry in the modern world.

Fibres are the basic raw material in manufacturing cloth or fabric. Natural fibers naturally come from both plants and animals. More than half of the fibres produced are natural fibers and they include cotton, fur, silk, and wool. Man-made or synthetic fibers come entirely from synthetic materials such as petrochemicals.

Fibre



Fibres are spun or twisted together to make yarn. Yarn is a long continuous strand of twisted fibres which can be used for knitting, weaving, sewing etc.

Yarn



When yarn is knitted or woven together, it becomes fabric. Different types of fabric are made by different methods of joining the yarns together. Fabric is a flexible material consisting of a network of natural or artificial (synthetic) fibre.

Fabric



So the line of development is: **fibre** → **yarn** → **fabric** → **clothes or garments**.

Clothes / Garments



The basic and primary flow chart of textile manufacturing is given below:

Spinning → Weaving → Dyeing + Printing + Finishing → Garment Manufacturing

Spinning is the twisting together of drawn-out strands of fibres to form yarn. It is a major part of the textile industry. Then yarn or thread is interwoven at right angles (90 °) to form fabric or cloth. This is known as **weaving** which is used to make clothing and many other products.

A. Answer the following questions based on the passage.

1. What is the basic raw material of cloth manufacturing?

.....

2. Give two examples for natural fibres.

.....

3. What are natural fibres made from?

.....

4. How is yarn produced?

.....

5. How is fabric or cloth produced?

.....

B. Match the words / phrases with their meaning.

A

essential
produced
entirely
methods
flexible

B

ways
not stiff, bendable
absolutely necessary
made
totally

5. Telecommunication

Telecommunication is the transmission of signs, signals, messages, words, writings, images and sounds or information by wire, radio, optical (visual) or electromagnetic systems. Telecommunication occurs when the exchange of information between communication participants includes the use of technology.



A complete, single telecommunications circuit consists of two stations, each equipped with a transmitter and a receiver. The transmitter and the receiver at any station may be combined into a single device called a transceiver. The medium of signal transmission can be via electrical wire or cable, optical fiber, electromagnetic fields or light. The free space transmission and reception of data by means of electromagnetic fields is called wireless communications.

Answer the following questions based on the passage.

1. What is telecommunication?
.....
2. When does telecommunication occur?
.....
.....
3. What does a complete single telecommunication circuit consist of?
.....
4. With what is each station equipped?
.....
5. What is a transceiver?
6. What is the medium through which signals can be transmitted?
.....
.....
7. What is wireless communication?
.....

6. Energy

Energy gets things done. Energy lights up our homes and moves cars down the road. Energy is usually defined as the ability to do work. Scientists have learned how to change energy from one form into another to make our lives more comfortable. Energy exists in different forms, such as heat, motion, light, chemical, and sound.

While there are different forms of energy, all the different forms can be put into two categories. One category would be **kinetic energy**. That's energy of motion (movement). The other category is **potential energy**. That's energy stored in an object due to its position.

What Is Kinetic Energy?

Kinetic energy of an object is the energy it contains due to movement. If an object is at rest, it doesn't have kinetic energy. If it's moving, then it has kinetic energy.

E. g. The earth revolving around the sun, you walking down the street, and molecules moving in space all have kinetic energy.

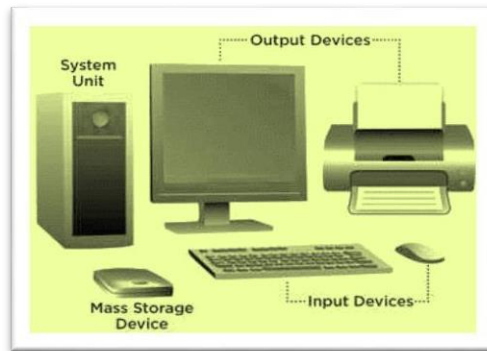
What is Potential energy?

Potential energy is energy an object has because of its position relative to some other object. When you stand at the top of a stairway you have more potential energy than when you are at the bottom, because the earth can pull you down through the force of gravity, and doing work in the process. When you are holding two magnets apart, they have more potential energy than when they are close together. If you let them go, they will move towards each other, doing work in the process.

Answer the following questions based on the passage.

1. What are the different forms of energy mentioned in the passage?
.....
2. What is kinetic energy?
3. Give examples for kinetic energy
4. What is potential energy?
5. Give examples for potential energy

7. The Computer



A computer is a programmable machine. The different parts or components of a computer are called the **hardware**. This is also sometimes called the machinery or the equipment of the computer. Examples for hardware of a computer are the keyboard, the monitor, the mouse and the central processing unit. However, most of the computer's hardware cannot be seen because they are inside the computer's casing (tower). A computer's hardware includes many different parts, but the motherboard is considered to be the most important. The motherboard is made up of even more parts that power and control the computer.

Software, commonly known as programs or apps, consists of all the instructions that tell the hardware how to perform a task. Without software, a computer will not be able to function.

Software is capable of performing many tasks, as opposed to hardware which can only perform mechanical tasks that they are designed for. Software provides the means for doing many different tasks with the same basic hardware. Practical computer systems divide software systems into two major classes:

System software - Helps run the computer hardware and the computer system itself. System software is almost always pre-installed on your computer.

Application software - Allows users to accomplish one or more tasks. It includes wordprocessing, web browsing and almost any other task for which you might install software.

A. Answer the following questions based on the passage.

1. What is computer hardware?

.....

2. Give examples for computer hardware.

.....

3. According to the passage what is the most important part that makes up the hardware of the computer?

.....

4. What does software consist of?

.....

5. What are the two major classes of software?

.....

B. Match the words with their meanings.

A

sometimes

commonly

perform

consist of

instructions

provide

B

directions

is made up of

at times

make available

do

usually

8. Cement



Cement is used in construction as a binder, a substance that sets, hardens, and adheres to other materials, binding them together. Cement is seldom used on its own, but rather to bind sand and gravel (aggregate) together. Cement mixed with fine aggregate produces mortar for masonry, or with sand and gravel, produces concrete. Cement is the most widely used material in existence and is only behind water as the planet's most-consumed resource.

Cements used in construction are usually inorganic, often lime or calcium silicate based, and can be either **hydraulic** or **non-hydraulic**, depending on the ability of the cement to set in the presence of water.

Non-hydraulic cement does not set in wet conditions or under water. Rather, it sets as it dries and reacts with carbon dioxide in the air. It is resistant to attack by chemicals after setting.

Hydraulic cements (e.g. Portland cement) set and become adhesive due to a chemical reaction between the dry ingredients and water. The chemical reaction results in mineral hydrates that are not very water-soluble and so are quite durable in water and safe from chemical attack. This allows setting in wet conditions or under water and further protects the hardened material from chemical attack. The chemical process for hydraulic cement was found by ancient Romans who used volcanic ash (pozzolana) with added lime (calcium oxide).

Are the following statements TRUE ✓ or FALSE × ? Underline what is wrong.

1. Cement is used in construction as a binder that binds other material.
2. Cement is not used in masonry.
3. Cement can be either hydraulic or non-hydraulic
depending on its ability to set in the presence of water.
4. Both hydraulic cement and non-hydraulic cement are resistant to chemical attack.
5. Cement is not widely used all over the world.

9. Parts of a ship

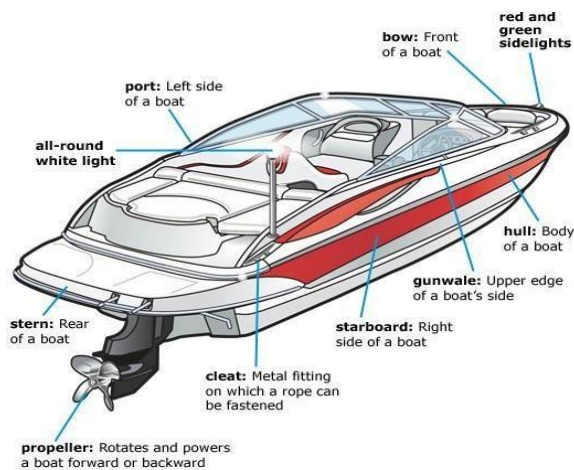
A **ship** is a large watercraft that travels the world's oceans and other sufficiently deep waterways. It is like a floating city having several different parts. However, we can't imagine a ship without its three main parts which are: The **Hull**, the **engine room** and the **navigation bridge**.

The **hull of a ship** is the most important as well as the most noticeable part of the ship. It is the main watertight body of a ship or boat. The **engine room** is the heart of the **ship** providing mechanical and electrical power for the entire **ship**. The navigational **bridge of a ship** is the room or platform from which the **ship** can be commanded. When a **ship** is under way, the **bridge** is manned by an officer of the watch, aided usually by an able seaman acting as 'lookout'.

To understand the parts of a ship, one must have to go through some common terms.

The most forward part of a ship is called the **bow**, the left-hand side of the ship is referred to as **port** whereas the right side is called **starboard**. Likewise, the front side is termed as forward and back as **astern**.

Ships are generally larger than boats, but there is no universally accepted distinction between the two. Ships generally can remain at sea for longer periods of time than boats.



A ship comprises of both visible as well as invisible parts. E.g., rudder, anchor, bow, keel, accommodation, propeller, mast, bridge, hatch coves and bow thrusters are some common visible parts whereas bulkheads, frames, cargo holds, hopper tank, double bottom, girders, cofferdams, side shell etc. are the invisible parts of a ship.

Match A & B

A

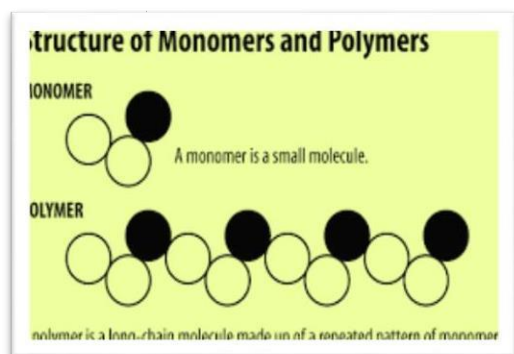
Astern
Port
Starboard
Bow
Hull
Engine room
Bridge

B

the left-hand side of the ship
the room / platform from which the ship is commanded
back of the ship
the main body of the ship
provides electrical and mechanical power to the ship
the most forward part of the ship
the right-hand side of the ship

10. Monomers, Polymers, & Elastomers

Monomers & Polymers



A **monomer** is a single atom or molecule which is able to join with other monomers to make new substances called polymers.

Polymers are materials made of long, repeating chains of molecules. Polymers have unique properties, depending on the type of molecules being bonded and how they are bonded. Some polymers bend and stretch, like rubber and polyester. Others, like glass are hard and stiff.

The term polymer is often used to describe plastics, which are synthetic polymers. However, natural polymers also exist; rubber and wood, for example.

Elastomers

An elastomer is a natural or synthetic polymer having elastic properties, e. g. rubber. The word elastomer is from the term "elastic polymer." Elastomer is a rubbery material composed of long chainlike molecules or polymers that possess the ability to return to its original shape after being stretched, even to great extents.

Task 1 Match words with similar meaning.

A	B
Unique	tough
Bond	be present
Hard	frequently
often	connect or stick together
exist	special / distinctive

Task 2

Briefly explain the difference between monomers and polymers.

.....

.....

11. Natural Rubber & Synthetic Rubber

Natural Rubber is an elastic substance obtained from the latex sap of rubber trees.

How is Natural Rubber Made?

The rubber plants are tapped for collecting the rubber latex. For this, an incision is made into the bark of the rubber tree and the latex sap is collected in cups. After collecting the latex sap, the raw natural rubber is refined to convert it into usable rubber.



In early times an acid was added to the latex which made the sap set like a jelly. The latex jelly thus obtained was then flattened and rolled into rubber sheets and hung out to dry. In the year 1839, Charles Goodyear invented a more sophisticated way of making rubber stronger and more elastic. This was the process of rubber vulcanizing. The unprocessed natural rubber is sticky, deforms easily when warm, and is brittle when cold. In such a state, it cannot be used to make products having a good level of elasticity. Vulcanization prevents the polymer chains from moving independently. As a result, when stress is applied, the vulcanized rubber deforms but upon release of the stress, the product reverts to its original shape.

Synthetic rubber

Synthetic rubber is any artificial elastomer. These are mainly polymers produced from petroleum byproducts. About fifteen billion kilograms of rubbers are produced annually and of that amount, two thirds are synthetic.

Answer the following questions based on the passage.

From where is natural rubber obtained?

In early times what was added to the latex to make the sap set like a jelly?

What is the process that Charles Goodyear invent in 1839?

What happened to the rubber as a result of undergoing this process?

.....

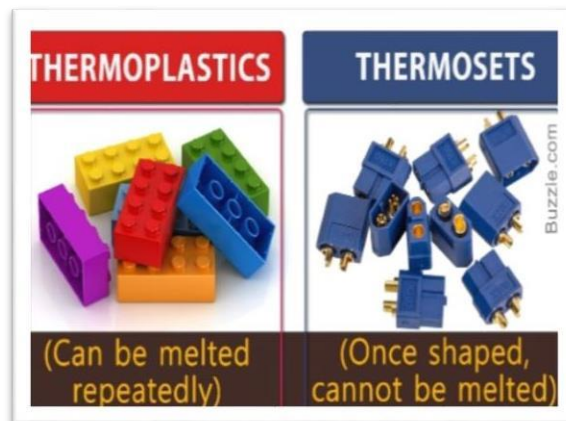
What is synthetic rubber mainly made from?

12. Thermosets & Thermoplastics

Though thermoset plastics and thermoplastics sound similar, they have very different properties and applications. The primary physical difference is that thermoplastics can be melted back into a liquid, whereas thermoset plastics always remain in a permanent solid state.

What is curing?

Curing is a **chemical** process employed in polymer chemistry and process engineering that produces the toughening or hardening of a polymer material by cross-linking of polymer chains. (a cross-link is a bond that links one polymer chain to another polymer chain).



Thermoplastics Curing Process

Thermoplastics pellets soften when heated and become more fluid as additional heat is applied. The curing process is completely reversible as no chemical bonding takes place. This characteristic allows thermoplastics to be remolded and recycled without negatively affecting the material's physical properties.

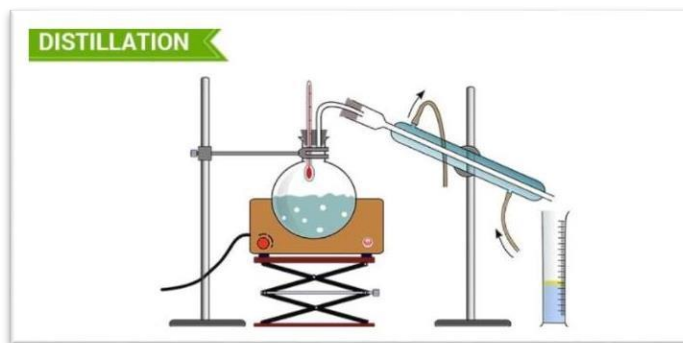
Thermoset Curing Process

Thermoset plastics contain polymers that cross-link together during the curing process to form an irreversible chemical bond. The cross-linking process eliminates the risk of the product re-melting when heat is applied, making thermosets ideal for high-heat applications such as electronics and appliances.

Answer the following questions based on the passage.

1. What is the difference between thermoplastics and thermosets?
2. What is a cross link?
3. What is curing?
4. Why is the thermoplastics curing process completely reversible?
5. Why are thermosets ideal for high heat applications?

13. Distillation



Distillation is the process of separating the components or substances from a liquid mixture by a process of heating and cooling. Distillation makes use of the difference in the boiling points of the components in the liquid mixture by forcing one of them into a gaseous state.

The process involves heating a liquid until it boils, collecting and cooling the resulting hot vapors and collecting the condensed vapors. The vapors are subsequently condensed back to liquid form and collected. By repeating the process on the collected liquid can improve the purity of the product and this is called double distillation.

Distillation may result in complete separation, or it may be a partial separation that increases the concentration of selected components in the mixture.

Distillation processes may have begun as early as 2000 BC in China, Egypt, and Mesopotamia, where different drinks such as tarasun were produced by distillation and fermentation of rice. In ancient times, oil essences were produced through distillation and fermentation of cedar, cypress, ginger, and myrrh. Nowadays, there are many distillation techniques for separating solvents from residues, water, or other mixtures. The most commonly used techniques are simple distillation, fractional distillation, steam distillation, and vacuum distillation.

Answer the following questions based on the passage.

1. What is Distillation?

.....
.....

2. What are the stages of a simple distillation process?

.....
.....
.....

PART 11

GRAMMAR

VERB / TENSE

If you want to express something in English you have to select the correct form of the present, past and future tenses. When it comes to English tense the verb or verbs (sometimes you have to use more than one) have to agree with the subject of the sentence as well as the tense. In the following pages you will learn how the VERB 'TO BE', the SIMPLE and the CONTINUOUS TENSES are used to express meaning.

ENGLISH VERB TENSE	Verb 'To be'	Simple	Continuous
PRESENT	I am 20 years old.	I eat .	I am playing .
PAST	I was 19 years old Last year.	I ate .	I was playing .
FUTURE	I will be 21 years old next year.	I will eat .	I will be playing .

What is a verb?

A verb is a word that expresses an action (doing word) or a state of being (a general statement about the subject).

E. g. action - eat, play
 state of being - happy, 20 years old, late

1. VERB 'TO BE'

The verb '**TO BE**' is used to express a state of being in the present, past or future when it is used as the main verb in a sentence. We can simply say that the verb 'TO BE' is used to state some fact about the subject that we are talking about in a sentence.

e.g. He **is** happy.

He **was** angry with us yesterday.

They **will be** happy to see us.

In this lesson we will look at how the verb 'TO BE' is used in sentences.

The verb 'TO BE' takes the following forms in the present, the past and the future tenses.

Present	Past	Future
am, is - singular (meaning one) are - plural (meaning more than one)	was - singular were - plural	will be - singular or plural

Exercises & Tasks

A. Fill in the blanks using the correct form of the verb to be in the present, past & future tenses. (is, am, are, was, were, will be).

1. My cat..... black and white.
2. Today Tuesday.
3. We..... good friends.
4. My brothers..... at home yesterday.
5. I..... happy about my results.
6. They.....late for the lecture, this morning.
7. We..... late for the lecture unless we hurry up.
8. My books.....on the table.
9. Yesterday, therea big crowd at the playground.
10. Tomorrow morning Iat the Library. Please meet me there.

B. Read the following passage and do the tasks given below.

My name is Ben and I come from Australia. I am 24 years old and I live in a small town near Sydney called Branton.

I don't have a job now, but normally I clean shop windows. I am married and I live with my very beautiful wife, Maria, in a nice house in Branton. We don't have any children...maybe next year.

My wife is an actress, but she isn't very famous. She acts in a small theatre in our town. During weekends, we like to go swimming in the big lake near our house.

I normally get up at eight o'clock, but on Thursday I get up at six o'clock because that is the day when I go running in the park.

Are these statements true ✓ or false X. Underline what is wrong.

- | | |
|--|---|
| 1. Ben lives in Sydney, Australia. | 2. Ben is 26 years old. |
| 3. Ben's normal job is cleaning windows. | 4. Ben is single. |
| 5. Ben doesn't have any children. | 6. Ben's wife works in the local theatre. |
| 7. They go swimming in the river at the weekend. | 8. Ben gets up at eight o'clock usually. |
| 9. Ben plays tennis on Thursdays. | 10. Ben gets up early on Thursdays. |

C. Now write something about yourself as in the above passage.

My name is

.....

.....

.....

.....

.....

.....

.....

.....

.....

2. Simple Present, Simple Past & Simple Future Tenses

Simple Present Tense

Now let's find out when we can use the Simple Present Tense. The Simple Present Tense is used to talk about things in general. But the Simple Present Tense does not always refer to the present time. We also use it to say that something happens all the time or repeatedly, or that something is true in general.

Study these examples:

Alan is a bus driver but at this moment he is asleep at home So he is not driving a bus. But he **drives** a bus (he is a bus driver).

The sun **rises** in the east.

The Simple Present Tense uses action verbs such as drive, do, work, cook etc. to give meaning. But the verb ends with 's' or 'es' when the subject is in the 3rd person singular.

e.g. drink(s), work(s), do(es) etc.

1st person (singular, plural) - I, we

2nd person (singular, plural) - you

3rd person (singular) - **he, she, it, the cat, Mr. Perera**

etc.(e.g. I **go** to school every day, My father **grows** vegetables).

3rd person (plural) - They

The Simple Past & Simple Future Tenses

The **Simple Past Tense** takes the past form of the action verb. It is used to tell about an already finished action in the past.

e.g. worked, ate, drank, did I **did** my home work early today because I had to go for cricket practice.

The **Simple Future Tense** takes the form: will + verb. It tells us about something that will happen in the future.

e.g. will go, will eat, will drive I will go home during the week-end.

Exercises & Tasks

- A.** Write the 3rd person singular form / the past tense form and the future tense form of the verbs given in the table.

Please note that regular verbs form their past tense by adding 'ed' to the base form.
e.g. cook - cooked. Irregular verbs do so in some other way. E. g. drink - drank,

A list of past tense forms of some common irregular verbs are given on the next page.

verb	3rd person singular	past	future
eat	eats	ate	will eat
close			
write			
do			
clean			

- B.** Turn the following sentences into the past and the future tenses.

E.g. I go to work every day. - Present
I went to work yesterday. - Past
I will go to work tomorrow. - Future

1. They clean the classrooms every day.

.....
.....

2. My friend goes home every week-end.

.....
.....

3. We play football after school.

.....
.....

4. I go to school by bus.

.....
.....

Base Form	Past Tense Form
say	said
make	made
go	went
take	took
come	came
see	saw
know	knew
get	got
give	gave
find	found
think	thought
tell	told
become	became
show	showed
leave	left
feel	felt
put	put
bring	brought
begin	began
keep	kept
hold	held
write	wrote
stand	stood
hear	heard
run	ran
pay	paid
sit	sat
speak	spoke

Past Tense Forms of some Irregular Verbs

Base Form	Past Tense Form
grow	grew
lose	lost
lose	lost
fall	fell
send	sent
build	built
understand	understood
draw	drew
break	broke
spend	spent
cut	cut
rise	rose
drive	drove
buy	bought
wear	wore
choose	chose
read	read
lie	lay

- C. Using Tom's Day as an example write how you normally spend one day of the week.**

Tom's Day

On Sunday, Tom gets up at 10 o'clock. Then he reads his newspaper in the kitchen. He has breakfast at 11.30 and then he telephones his mother in Scotland.

In the afternoon, at 1.00, Tom plays tennis with his sister and after that, they eat dinner in a restaurant. At 6.00, Tom swims for one hour and then he goes by bike to his brother's house. They talk and listen to music.

Tom watches television in the evening and drinks a glass of warm milk. He goes to bed at 10.

.....

.....

.....

.....

.....

.....

.....

.....

.....

.....

.....

.....

.....

.....

.....

.....

.....

.....

.....

.....

.....

Present, Past & Future Continuous Tenses

Present Continuous Tense

The Present Continuous Tense is used to talk about actions and events that are happening at the moment or happening around the time of speaking. The Present Continuous Tense verb forms are made by using is / am / are before the -ing form of the verb.

e.g. We **are walking** home. (at the moment of speaking)

I **am following** a course at the moment. (going on around the time of speaking though not necessarily at the time of speaking)

It is also used to tell about something that you have already planned to do in the future.

e.g. I **am going** home tomorrow.

Past & Future Continuous Tenses

The Past Continuous Tense takes the following verb forms:

was / wereing.

E.g. At 6 o'clock yesterday I **was watching** TV. (something that was going on in the past)

The Future Continuous Tense takes the following verb forms:

Will being

E.g. At 6 o'clock tomorrow **I will be playing** Tennis.

(Something that will go on in the future)

Tasks & Exercises

A. Look at the pictures and rewrite the sentences, filling in the blanks.

Right now ...

<p>1 It _____ (rain) heavily and we can't go out to play in the garden.</p> 	<p>2 Mr. Black _____ (type) a letter of complaint to the supplier.</p> 	<p>3 Our neighbours _____ (travel) to the seaside by car.</p> 	<p>4 My cousins _____ (fish) in the pond.</p> 
<p>5 Jack _____ (smile) because he's very happy.</p> 	<p>6 Molly _____ (feed) the animals in the park.</p> 	<p>7 The children _____ (act) in a school play tonight.</p> 	<p>8 Trevor _____ (sunbathe) at the beach in the Caribbean.</p> 
<p>9 I _____ (fly) a kite with my dad in the garden.</p> 	<p>10 We _____ (play) tag in the playground. We _____ (have) a great time.</p> 	<p>11 Bobby _____ (write) his literature essay.</p> 	<p>12 My sister _____ (help) in the garden and she _____ (water) flowers.</p> 
<p>13 Ted and Liz _____ (take) their dog for a walk in the park.</p> 	<p>14 We _____ (build) a sandcastle.</p> 	<p>15 Alan _____ (ride) a scooter outside and he _____ (wear) a helmet.</p> 	<p>16 They _____ (sit) and _____ (eat) ice cream.</p> 
<p>17 Lucy and her little brother _____ (swim) in the pool.</p> 	<p>18 Linda _____ (brush) her hair in the bathroom.</p> 	<p>19 We _____ (skate) at the pond in the park.</p> 	<p>20 Kevin and Pam _____ (ride) a pony.</p> 
<p>21 Mr. Robson _____ (hurry) to catch the bus to work.</p> 	<p>22 I _____ (visit) the zoo with my elder brother.</p> 	<p>23 You _____ (not/eat) a sandwich, you _____ (eat) a hamburger.</p> 	<p>24 The kids _____ (play) hide and seek in the backyard.</p> 

1. It is raining heavily and we can't go out to play in the garden.

2.

3.
4.
5.
6.
7.
8.
9.
10.
11.
12.
13.
14.
15.
16.
17.
18.
19.
20.
21.
22.
23.
24.

B. Fill in the blanks with the Present, Past or Future Continuous Tense verb forms.

Remember that the helping verbs am, is, are, was and were should agree with the subject; singular or plural.

1. I (learn) to swim.
2. I (have) my lunch at the moment.
3. She (read) a book. Do not disturb her.
4. We (go) to Jaffna tomorrow.
5. The dog (bark) in the garden.
6. My brother and I (play) a computer game.
7. The teachers (show) us a film tomorrow.
8. She's bored. Her friend (watch) TV again.
9. I'm scared. A big dog stand) in front of me.
10. She's happy. She (not work) today.
11. It (rain) and I haven't got an umbrella.
12. What are you waiting for? I (wait) for Sam.
13. Yesterday, at this time I (read) a book.
14. Last week, while I (go) home I met my friend.
15. Tomorrow at 10 o'clock we (play) Tennis.

You have come to the end of the course.

I'm sure you have done all the exercises and tasks well.

Well done!